vtech®

ENGLISH

LS1500-B

Quick Start Guide

For customer service, please contact customer service hotline number or email. The complete user's guide is available at **www.euphones.vtech.com**.

1 Connect the base

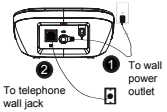

2 Install the battery

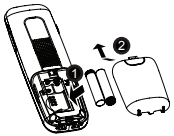

3 Charge the battery

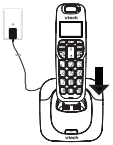

4 Settings

LANGUAGE

1. ⊕/OK → ▲/▼ → **HS SET**
2. ⊕/OK → ▲/▼ → **LANGUAGE**
3. ⊕/OK → ▲/▼ → **ENGLISH** → ⊕/OK

CLOCK – SET DATE

1. ⊕/OK → ▲/▼ → **CLOCK**
2. ⊕/OK → ▲/▼ → **SET DATE** → ⊕/OK
3. **(0-9)** → ⊕/OK

CLOCK – SET TIME

1. ⊕/OK → ▲/▼ → **CLOCK**
2. ⊕/OK → ▲/▼ → **SET TIME** → ⊕/OK
3. **(0-9)** → ⊕/OK

RINGER – EXT RING

1. ⊕/OK → ▲/▼ → **HS SET**
2. ⊕/OK → **RINGER**
3. ⊕/OK → ▲/▼ → **EXT RING**
4. ⊕/OK → ▲/▼ → **RING 1 – RING 10** → ⊕/OK

RINGER – INT RING

1. ⊕/OK → ▲/▼ → **HS SET**
2. ⊕/OK → **RINGER**
3. ⊕/OK → **INT RING**
4. ⊕/OK → ▲/▼ → **RING 1 – RING 10** → ⊕/OK

RING VOL

1. ⊕/OK → ▲/▼ → **HS SET**
2. ⊕/OK → **RINGER**
3. ⊕/OK → ▲/▼ → **RING VOL**
4. ⊕/OK → ▲/▼ → **VOLUME 1 – VOLUME 5 / OFF** → ⊕/OK

ALARM

1. ⊕/OK → **ALARM**
2. ⊕/OK → ▲/▼ → **ON**
3. ⊕/OK → **(0-9)** → ⊕/OK
4. ⊕/OK → ▲/▼ → **ON / OFF** → ⊕/OK

TONE

1. ⊕/OK → ▲/▼ → **HS SET**
2. ⊕/OK → ▲/▼ → **TONE**
3. ⊕/OK → ▲/▼ → **KEY TONE / LOW BATT / OUTRANGE**
4. ⊕/OK → ▲/▼ → **ON / OFF** → ⊕/OK

AUTO ANS

1. ⊕/OK → ▲/▼ → **HS SET**
2. ⊕/OK → ▲/▼ → **AUTO ANS**
3. ⊕/OK → ▲/▼ → **ON / OFF** → ⊕/OK

CONTACTS

1. ⊕/OK → **CONTACTS** → ⊕/OK

CALL LOG

1. ▲
   -OR-
   ⊕/OK → ▲/▼ → **CALL LOG** → ⊕/OK

REDIAL

1. ▼

Power adaptor VTech (Qingyuan) Plastics & Electronics Co. Ltd. - Model: VT04EEU06045, Input: 100-240V AC 50/60Hz 150mA, Output: 6VDC 450mA (EU plug).
Ten Pao International Ltd. - Model: S003IV0600045, Input: 100-240V AC 50/60Hz 150mA, Output: 6VDC 450mA (EU plug).

Battery AAAx2, Ni-MH, 400mAh.

Approval and conformity

This analog telephone DECT complies with the basic requirements contained in the R&TTE Directive 1999/5/EC on ratio equipment and telecommunications terminal equipment and is suitable for connection and operation in the member state indicated on the base station and/or packaging.

The declaration of conformity may be viewed at **www.euphones.vtech.com**.

The CE symbol confirms the conformity of the telephone and the above directive.

vtech®

ČESKÁ

LS1500-B

Návod k rychlému spuštění

Pro spojení se zákaznickým servisem volejte číslo horké linky nebo zašlete e-mail. Kompletní uživatelská příručka je dostupná na adrese **www.euphones.vtech.com**.

1 Připojte základnu

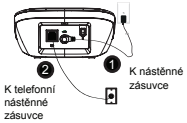

2 Vložte baterii



3 Nabijte baterii

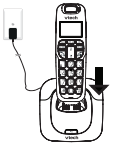

4 Nastavení

JAZYK

1. ⊕/OK → ▲/▼ → **NAST.HS**
2. ⊕/OK → ▲/▼ → **JAZYK**
3. ⊕/OK → ▲/▼ → **ČESKY** → ⊕/OK

HODINY – NAS.DATA

1. ⊕/OK → ▲/▼ → **HODINY**
2. ⊕/OK → ▲/▼ → **NAS.DATA** → ⊕/OK
3. **(0-9)** → ⊕/OK

HODINY – NAS.ČASU

1. ⊕/OK → ▲/▼ → **HODINY**
2. ⊕/OK → ▲/▼ → **NAS.ČASU** → ⊕/OK
3. **(0-9)** → ⊕/OK

ZVONĚNÍ – EXT.ZV.

1. ⊕/OK → ▲/▼ → **NAST.HS**
2. ⊕/OK → **ZVONĚNÍ**
3. ⊕/OK → ▲/▼ → **EXT.ZV.**
4. ⊕/OK → ▲/▼ → **ZV. 1 – ZV. 10** → ⊕/OK

ZVONĚNÍ – INT.ZV.

1. ⊕/OK → ▲/▼ → **NAST.HS**
2. ⊕/OK → **ZVONĚNÍ**
3. ⊕/OK → **INT.ZV.**
4. ⊕/OK → ▲/▼ → **ZV. 1 – ZV. 10** → ⊕/OK

HL.ZVON.

1. ⊕/OK → ▲/▼ → **NAST.HS**
2. ⊕/OK → **ZVONĚNÍ**
3. ⊕/OK → ▲/▼ → **HL.ZVON.**
4. ⊕/OK → ▲/▼ → **HLAS. 1 – HLAS. 5 / VYP** → ⊕/OK

ALARM

1. ⊕/OK → **ALARM**
2. ⊕/OK → ▲/▼ → **ZAP**
3. ⊕/OK → **(0-9)** → ⊕/OK
4. ⊕/OK → ▲/▼ → **ZAP / VYP** → ⊕/OK

TÓN

1. ⊕/OK → ▲/▼ → **NAST.HS**
2. ⊕/OK → ▲/▼ → **TÓN**
3. ⊕/OK → ▲/▼ → **TÓN TL. / SL.BAT. / MIMO R.**
4. ⊕/OK → ▲/▼ → **ZAP / VYP** → ⊕/OK

AUT.ODP.

1. ⊕/OK → ▲/▼ → **NAST.HS**
2. ⊕/OK → ▲/▼ → **AUT.ODP.**
3. ⊕/OK → ▲/▼ → **ZAP / VYP** → ⊕/OK

KONTAKTY

1. ⊕/OK → **KONTAKTY** → ⊕/OK

PR.VOL.

1. ▲
   -NEBO-
   ⊕/OK → ▲/▼ → **PR.VOL.** → ⊕/OK

OP.VYT.

1. ▼

Síťové adaptéry VTech (Qingyuan) Plastics & Electronics Co. Ltd. - Model: VT04EEU06045, Vstup: 100-240V AC 50/60Hz 150mA, Výstup: 6VDC 450mA (EU plug).
Ten Pao International Ltd. - Model: S003IV0600045, Vstup: 100-240V AC 50/60Hz 150mA, Výstup: 6VDC 450mA (EU plug).

Baterie AAAx2, Ni-MH, 400mAh.

Schválení a soulad

Tento analogový telefon DECT je v souladu se základními požadavky upravenými 1999/5/ES o rádiových zařízeních a telekomunikačních koncových zařízeních a je vhodný pro zapojení a provoz v členském státě uvedeném na základní stanici a/nebo balení.

Prohlášení o shodě je k nahlédnutí na adrese **www.euphones.vtech.com**.

Symbol CE potvrzuje soulad telefonu s výše uvedenou směrnicí.

VTech Telecommunications Ltd.

A member of The VTech Group of Companies.

© 2016 VTech Telecommunications Ltd. All Rights Reserved. V1.0. 06/16.